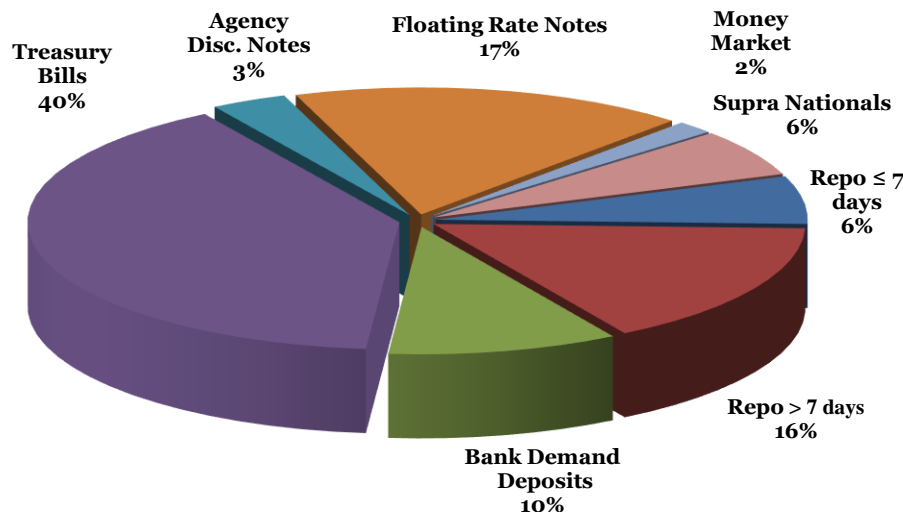


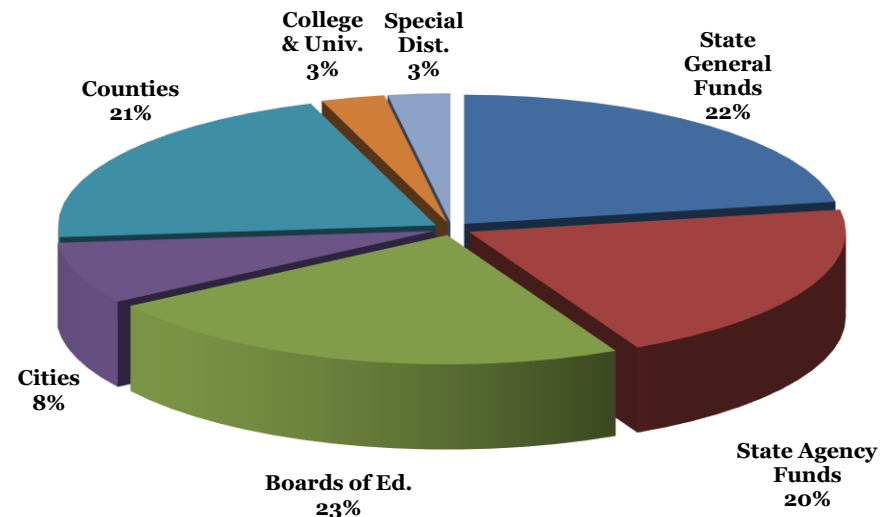
# Georgia Fund 1 (GF1)

- O.C.G.A. § 36-83-1 to § 36-83-8 authorizes Georgia local governments and other eligible entities to invest funds in Georgia Fund 1 (“GF1”). GF1 is managed in trust by the Office of the State Treasurer.
- Eligible participants must complete a resolution authorizing investment to participate in the pool. The resolution and other documents can be found on our website at [www.ost.georgia.gov](http://www.ost.georgia.gov)
- GF1 is managed to maintain a constant net asset value (NAV) of \$1.00.
- Yield calculated on an actual/365-day basis net of administrative fee.
- GF1 is rated AAAs/S1+ by Standard & Poor’s and AAAs/S1 by Fitch.
- For the month of March 2021, GF1 participants earned 4.9 basis points or 0.049%<sup>(1)(2)</sup>.
- As of March 31, 2021, GF1 assets were \$23.9 billion.
- As of March 31, 2021, the weighted average maturity (WAM) was 35 days.

**Portfolio Composition**

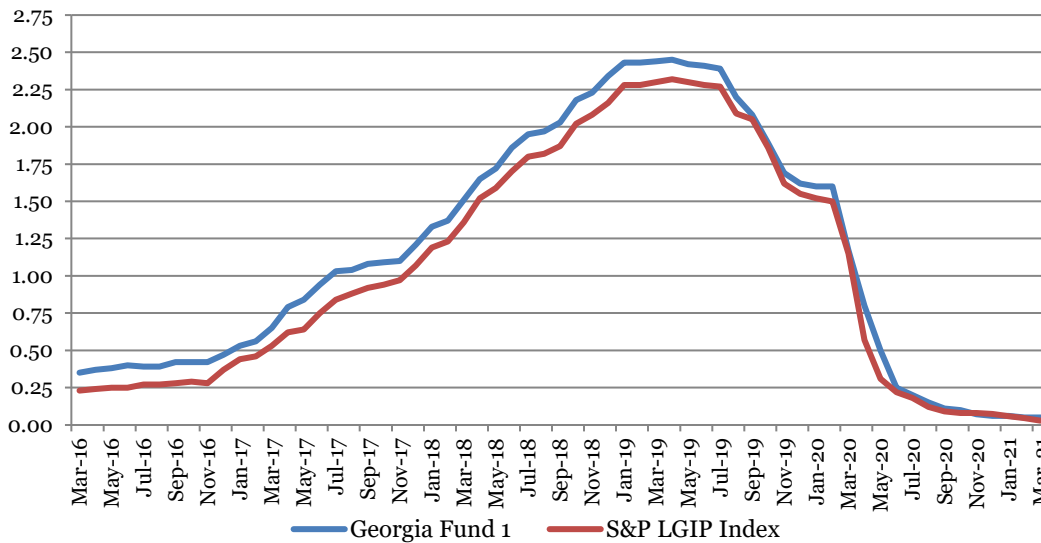


**Account Holder Distribution**



(1)A voluntary reduction in fees is currently in effect. Without the reduction returns would have been lower. (2)Georgia Fund 1 yield is calculated on an annualized basis.

## Monthly Yield



## In The News:

Additional information on the Georgia Fund 1 (GF1) holdings can be found on the website at <https://ost.georgia.gov/gf1-holdings-reports>. Holdings are updated quarterly. Other state portfolio holdings are listed on the website, as well.

In order to initiate a deposit or withdrawal from a GF1 account, an authorized user must call our office or log on to the secure Internet Participant Access System (IPAS) before 2:00pm on the business day preceding the day you want funds transferred to or from your account.

For GF1 investment related questions, please direct inquiries to Jon Perregaux, Senior Portfolio Manager, at **404-232-1498** or [Jon.Perregaux@treasury.ga.gov](mailto:Jon.Perregaux@treasury.ga.gov).

## -Portfolio Strategy:

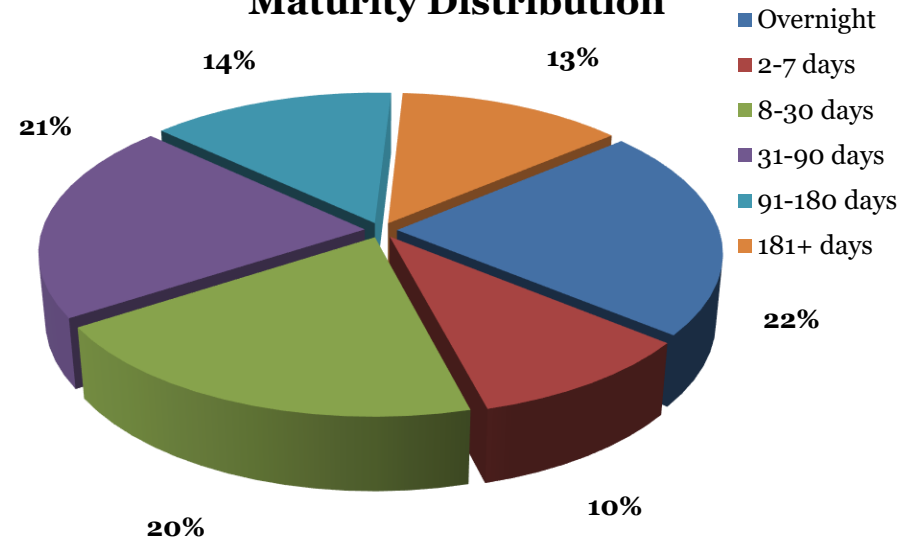
Downward pressure on short dated yields continued in March. The FOMC's (Federal Open Market Committee) zero rate policy coupled with an extraordinary amount of cash in the market has driven rates lower. Treasury Bills lost approximately 0.015% across the curve during the month. The FOMC remains committed to an accommodative monetary policy and is expected to keep interest rates at their current levels until both employment and the economy have recovered to pre-COVID levels.

Overnight General Collateral (GC) Repurchase Agreements averaged a yield of 0.01% in March. Treasury Bill yields averaged 0.0109% for 1-month maturities, 0.0175% for 3-month maturities, 0.0385% for 6-month maturities and 0.064% for 12-month maturities. The Treasury Bill curve remained flat offering only 5 bps of steepness.

Washington passed a \$1.9 Trillion stimulus deal on March 11<sup>th</sup> and is now on the cusp of passing a \$2 Trillion infrastructure deal. The question remains, how will they fund these deals and to what extent will they increase Treasury Bill issuance. We remain hopeful that if the Treasury Bill market is used to fund these deals that the added supply will squelch the current demand and help stabilize yields in the short end of the curve.

Jon Perregaux, Senior Portfolio Manager.

## Maturity Distribution



**Georgia Fund 1 deposits are not guaranteed or insured by any bank, the FDIC, the Federal Reserve Board, the State of Georgia or any other agency.**